


AlloMamanDodo Présente son

**Cahier d'activités  
pour enfants, thème:**


*Le Jardin !*

MATERNELLE









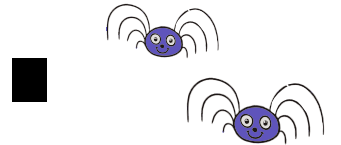



Pars à la découverte des petits habitants  
du jardin! Amuse toi avec tes nouveaux  
amis et essaye d'apprendre à les dessiner...  
Passe un bon moment!

## Mandala Coccinelle


















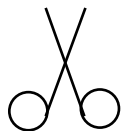

# Petit et Grand

Relie chaque animal à son bébé!



# Carrés

Découpe les carrés. Puis place-les dans les cases vides en trouvant l'animal manquant!



# Jardin !

Retrouve et entoure le mot JARDIN

JAPON

jeudi

Jardin

Jardin

SAPIN

Jardin

Jardin

Lapin

JARDIN

matin

journée

JARDIN

JAUNE

jardin

## Mots

Découpe ces groupes de lettres...

CC

LL

PA

ON

CO

MI

PI

FOUR

LE

EL

LN

Et colle-les  
sur la page  
suivante!

# Mots

Colle les lettres  
noires sur les  
lettres de  
couleur  
pour reformer  
les mots !









PAPILLON

FOURMI

COCCINELLE







# Couleurs et Chiffres

Relie les éléments des 4 lignes: Animal, couleur, chiffre et points!



# Papillon

Découpe chaque élément (ou demande à un adulte de le faire) et reconstitue le papillon en les collant sur le fond en page suivante!

















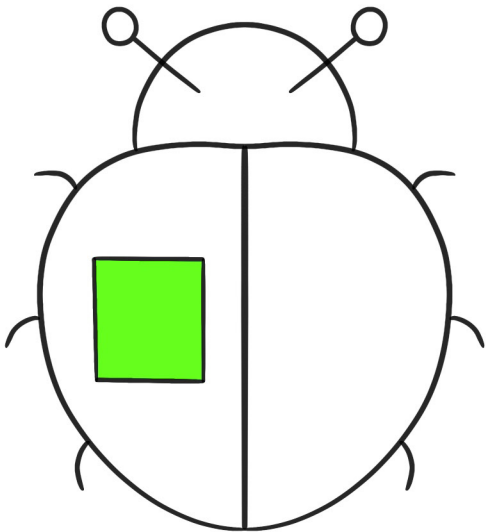




# Coloriage

Colorie chaque personnages en suivant les couleurs




# Mirvin

Dessine et colorie  
la seconde partie  
de chaque coccinelle  
en suivant la 1ère partie



# Puzzle

Découpe les 12 carrés et reconstitue le puzzle










# Puzzle

Colle les 12 carrés dans les cases au bon endroit


# Coloriage magique



Colorie chaque case en suivant le code couleur des chiffres

1	
2	
3	
4	
5	
6	




# Pixel Art

Reproduis la coccinelle





# Graphisme

Trace le dessin et colorie




# Ombre

Entoure la bonne ombre



# Toile

Dessine des courbes pour terminer la toile






# Herbe


Entoure les lettres en **VERT**

Compte les lettres en **ROUGE**, combien y en a-t-il?

A B C D E F



G H I J K L M



N O P Q R S



T U V W X Y Z

Repasse les lettres au feutre dans la même couleur qu'en haut:

A B C D E F

G H I J K L M


N O P Q R S

T U V W X Y Z

Trouve et entoure les lettres du mot **JARDIN**


# Observation

Entoure en **rouge** la plus grande coccinelle et en **bleu** la plus petite.  
Entoure en **vert** la coccinelle à 2 points et en **noir** la coccinelle à 4 points




# Pattes

Dessine les 8 pattes des 2 araignées!



# Herbe


Continue à dessiner l'herbe en suivant le modèle



# Symétrie






Dessine l'autre côté du papillon et colorie-le






# Domino

Découpe les dominos des 2 pages (un domino correspond à 2 cases côte à côte) puis mélange les...









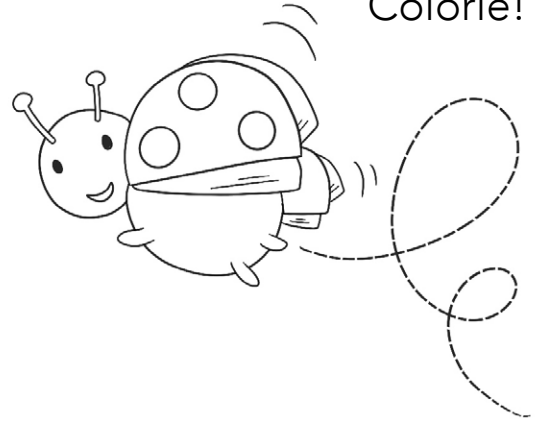




# Domino

Pour jouer, distribue 4 dominos à chaque joueur. Place un domino au milieu et essayez chacun votre tour de placer un domino près de l'autre en mettant une case identique à côté. Si tu n'as pas, pioche! Le premier qui a placé tous ses dominos gagne!














Colorie!



Dessine des petites bêtes puis colorie!



Découpe et colle-les  
où tu veux!







# Cherche et trouve!



Quelle image n'est PAS issue de ce dessin?



Combien y-a-t-il de coccinelles dans le jardin? . . . . .




Trouve le ver de terre!

Combien y-a-t-il de tomates cerises ? . . . . .

Lily a perdu sa bague, retrouve-la!

3 lettres se sont cachées dans l'image. Retrouve A B et C !

# Réponses



## *Cherche et trouve!*

L'image F

Il y a 12 coccinelles

Le verre de terre est dans le massif de fleurs violettes

Il y a 27 tomates cerises, n'oublie pas celle qui est tombée dans le pot et qu'on ne voit qu'à moitié!

La bague est en dessous des fleurs roses sous l'arbre

- A: Sur le T-Shirt du garçon
- B: Sur le 3ème pot de fleurs
- C: Sur l'écorce de l'arbre